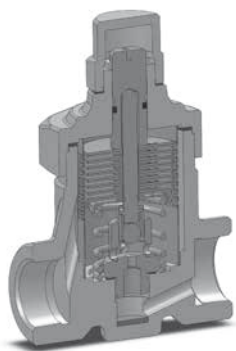



TB9N



Screwed & Socket Weld



Flanged Connection



with Ball Valve



with Blow Valve

Available options TB9N

- with a ball valve (TB9NB-C)
- with a blow valve (TB9NB-R)

Special face-to-face dimensions available.

* **Curve 1** shows the trap's maximum capacity when discharging cold condensate at a temperature of 20°C (68°F).

** **Curve 2** shows the trap's maximum capacity when discharging hot condensate at a temperature of 10°C (18°F) below the adjusted temperature of the trap.

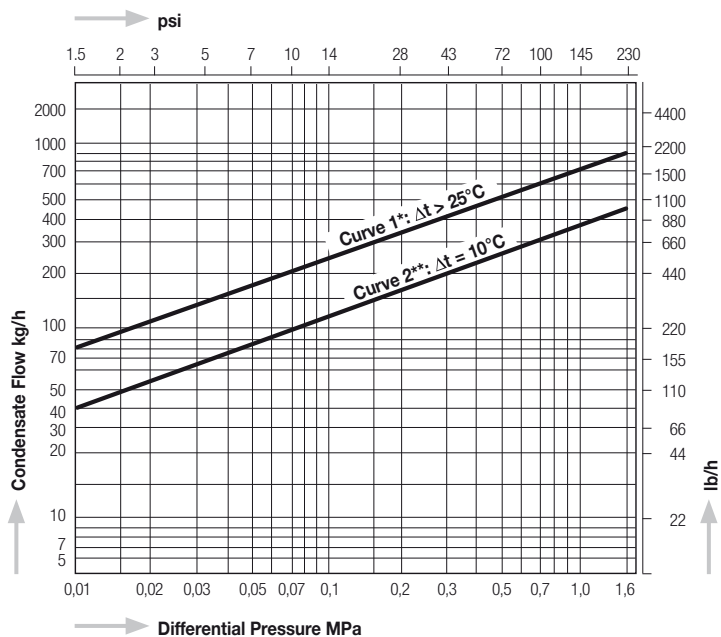
The dashed line shows the standard factory setting:

100°C at 0,5 MPa (212°F at 73 psig)

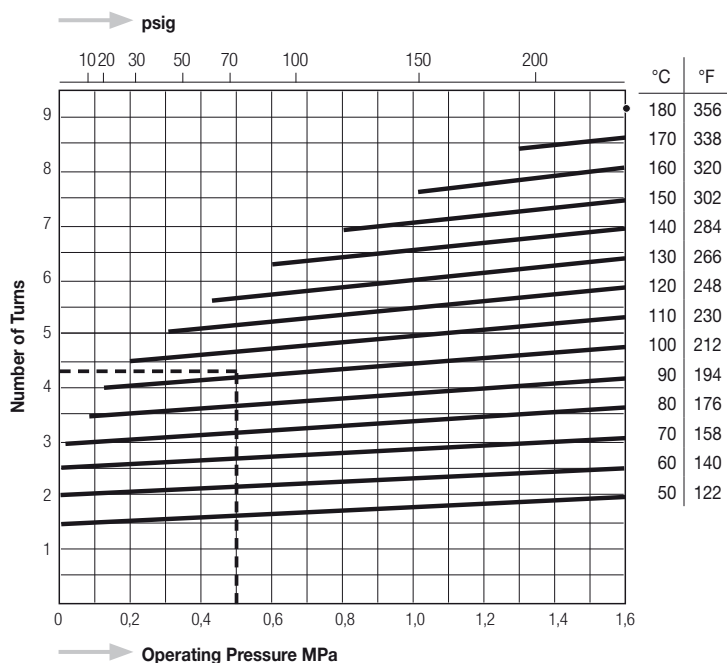
Max. allowable pressure (PMA):
4,0 MPa (580 psig)

Max. allowable temperature (TMA):
400°C (752°F)

Capacity Chart TB9N

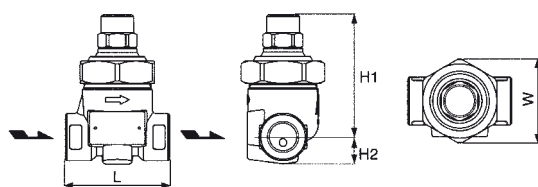


Temperature Setting Chart TB9N

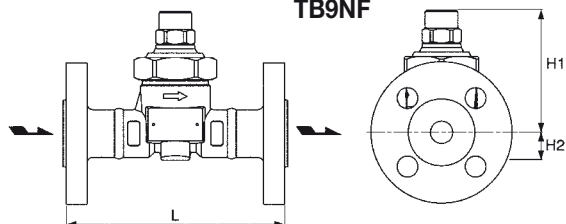


Dimensions

TB9N • TB9NW



TB9NF



| Model | Connections | Size (in) | Max. Operating Pressure | | Max. Operating Temperature | | Adjustable Range | | Dimensions (mm) | | | | Dimensions (in) | | | | Body Material | Weight | |
|-------|----------------------------|-----------|-------------------------|------|----------------------------|-----|------------------|-----------|-----------------|----|----|------|-----------------|-------------------|-----|-----|---------------|--------|----|
| | | | MPa | psig | °C | °F | °C | °F | L | H1 | H2 | W | L | H1 | H2 | W | | kg | lb |
| TB9N | Screwed Rc, NPT | 1/2" | 1,6 | 230 | 350 | 662 | 50 - 180 | 122 - 356 | 70 | 18 | 18 | 2,75 | 0,7 | Forged Steel A105 | 0,9 | 2,0 | | | |
| | | 3/4" | | | | | | | 82 | 19 | 56 | 3,1 | 0,75 | | 1,0 | 2,2 | | | |
| | | 1" | | | | | | | 80 | 23 | 56 | 3,1 | 0,9 | | 1,1 | 2,4 | | | |
| TB9NW | Socket Weld JIS, ASME, DIN | 1/2" | 1,6 | 230 | 350 | 662 | 50 - 180 | 122 - 356 | 70 | 18 | 18 | 2,75 | 0,7 | Forged Steel A105 | 0,9 | 2,0 | | | |
| | | 3/4" | | | | | | | 82 | 19 | 56 | 3,1 | 0,75 | | 1,0 | 2,2 | | | |
| | | 1" | | | | | | | 80 | 23 | 56 | 3,1 | 0,9 | | 1,1 | 2,4 | | | |
| TB9NF | Flanged JIS, ASME | 1/2" | 1,6 | 230 | 350 | 662 | 50 - 180 | 122 - 356 | 145 | 18 | 18 | 5,7 | 0,7 | Forged Steel A105 | 2,6 | 5,7 | | | |
| | | 3/4" | | | | | | | 82 | 19 | 56 | 5,7 | 0,75 | | 3,4 | 7,5 | | | |
| | | 1" | | | | | | | 82 | 23 | 56 | 5,7 | 0,9 | | 4,0 | 8,8 | | | |
| | Flanged DIN PN40 | 15 | | | | | | | 150 | 18 | 56 | 5,9 | 0,7 | | 2,6 | 5,7 | | | |
| | | 20 | | | | | | | 160 | 18 | 56 | 6,3 | 0,7 | | 3,4 | 7,5 | | | |
| | | 25 | | | | | | | 160 | 18 | 56 | 6,3 | 0,7 | | 4,0 | 8,8 | | | |